

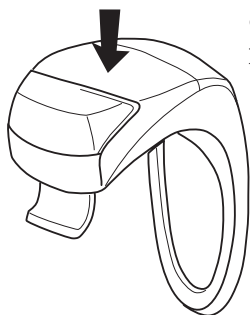


BEETLE

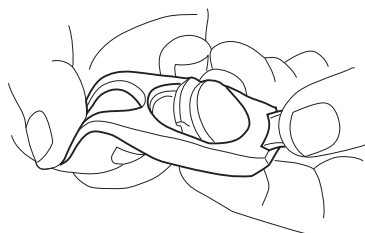
Directions for use

- For optimal use do not mix old and new batteries
- Use compatible batteries with the following IEC (CR 2032)

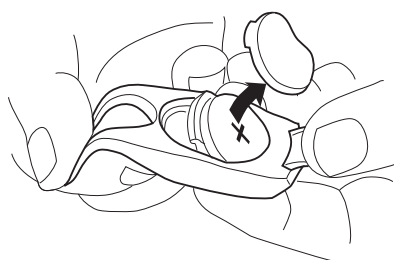
Press to turn On/Off and to scroll through flashing modes



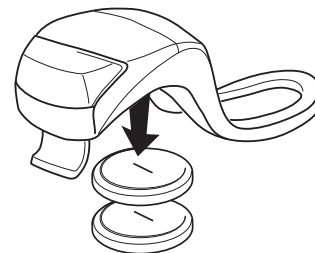
1. For optimal use do not mix old and new batteries note: Use compatible batteries with the following IEC (CR 2032)



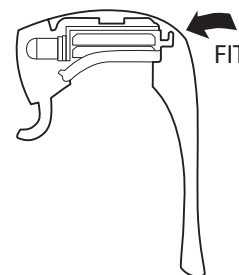
2. Remove batteries by pushing plastic component carefully out of silicone body



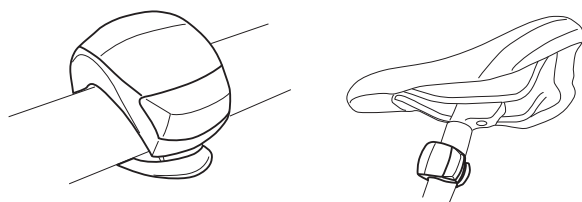
3. Remove plastic lid to remove batteries.



4. Replace batteries, being sure that the positive and negative poles are correctly aligned as per markings on light



5. Replace battery/LED body inside silicone body, ensuring silicone fits well around plastic casing



6. Your Beetle will fit around handle-bars and most seat posts

Gebruiksaanwijzing

- Voor een optimale werking, vermeng geen oude met nieuwe batterijen
- Gebruik enkel overeenstemmende batterijen met de volgende IEC (CR 2032)

Notices d'emploi

- Pour l'exécution optimale, ne mélangez pas les vieilles et nouvelles batteries
- Utilisez les batteries compatibles avec le IEC suivant (CR 2032)

Gebrauchsanweisungen

- Für optimale Leistung mischen, Sie nicht die alten und neuen Batterien
- Benutzen Sie kompatible Batterien mit dem folgenden IEC (CR 2032)

Sensi per uso

- Per le prestazioni migliori, non mescoli le vecchie e nuove batterie
- Utilizzi le batterie compatibili con il seguente IEC (CR 2032)

取扱説明書

- 新しい電池と古い電池の併用は、しないで下さい。
- CR2032タイプの電池を使用して下さい。